

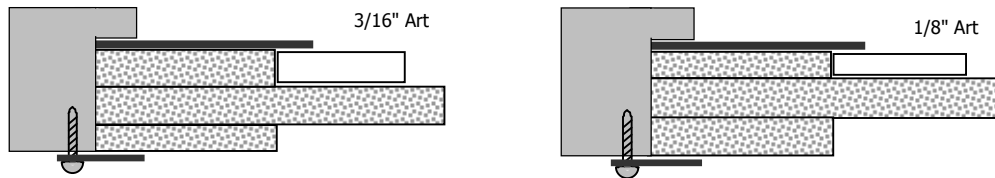
Designs Ink Sink Mount Frame Kits™

for Paintings on Hardboard, Panels, and 8-ply Rag

Designs Ink . 785 Tucker Road . Suite G-183 . Tehachapi CA . <http://designsinkart.com> . P 661-821-2188 . F 661-821-2180

Designs Ink Float Frames™ are trademarked products

Designs Ink Sink Mount Kits™ offer an affordable, reusable solution to quality gallery presentation. Frames have been selected for their basic function, versatility, rabbet depth, and color coordination with encaustic waxes. Sink Mount Frame Kits include a 2" wide laminated window mat, two precut spacers, backing board, and frame with turnbuttons for easy art removal or replacement as desired. The spacer and mat layers are cut with the same outer dimensions so the layers may be interchanged to accommodate different art panel thicknesses. If only one spacer is needed then second is moved behind the backing board. The two or three spacers are also interchangeable for either 1/8", 3/16", 1/4", or 3/8" panels. The basic kit comes with two window cut spacers and one 3/16" backing board. Slightly deeper profiles have additional backing boards to fill the rabbet. These may be cut as desired to accommodate varying thicknesses of panels.



Sink Mount Definitions

AF Foam Board - 1/8" and 3/16" acid free foam center boards used as spacers and backing.

Art Panel - Any raw or prepared hardboard, MDF, plywood, Masonite, or canvas covered panel.

Laminate - A permanent heat applied vinyl film used as a glass substitute.

Lifter - A 4-ply uncut mat scrap cut the size of the monoprint to support and fill the extra space.

Ply - The layers that make up a piece of mat board or plywood.

Profile - The side view shape of the moulding.

Rag Board - A 100% cotton fiber, neutral pH, solid core, museum quality board.

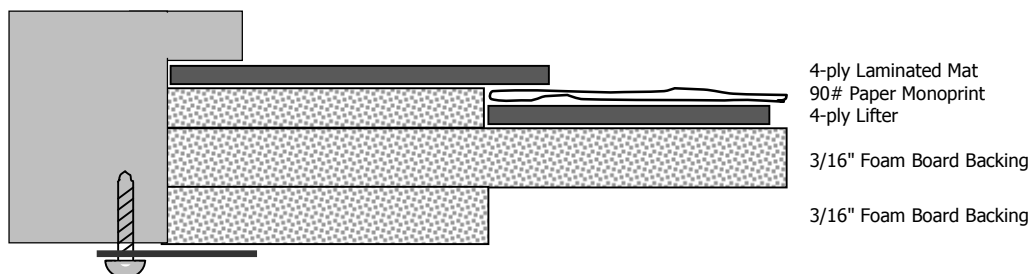
Sink Mount - Use of AF foam board windows to support an art panel behind a laminated mat.

Spacer - A sheet of AF foam cut 1/4" smaller than the window mat that hold the art in place.

Turnbutton - A support screwed to the back of the frame that rotates to hold the boards in place.

Monoprints

A sink mount is perfect for framing wax soaked monoprints that cannot be mounting to a backing because of saturation. Monoprints must be on paper 90# and heavier to be used with a sink mount. Thin, sheer, lightweight rice paper that cannot support its own weight should not be framed using a sink mount method as they may sag into the mat window.

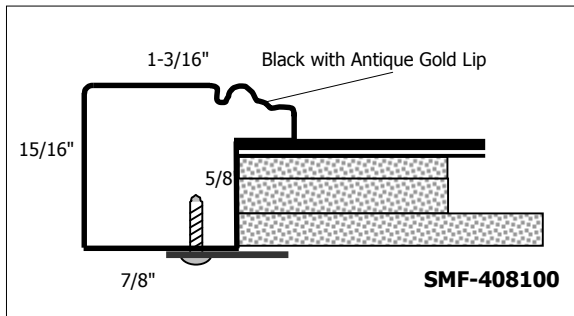


Designs Ink Sink Mount Frame Kits™

Designs Ink Platform Float Frames™ are uniquely designed as reusable frames for three dimensional art panels that do not require glazing (glass) for display. offer an affordable, reusable solution to quality gallery presentation. They are available as cut lengths, frame only, or complete ready-to-hang kits. Each kit is ready for display.

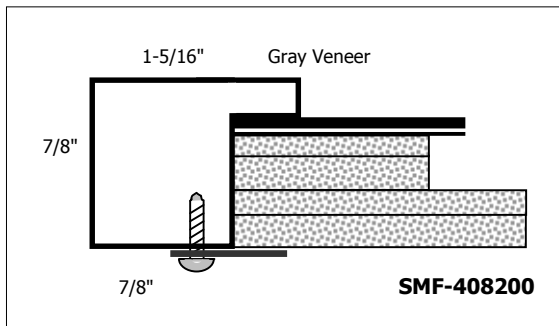
SMF-408100

A traditional 15/16" square profile with satin waxed finish, rounded edges and antique gold lip. It is a traditional stained wood frame with antique gold lip works well with the colors of encaustic wax medium, but may not be a contemporary enough look for some abstracts. Kit comes with laminated mat, two foam center window cut spacers, and one solid foam center backing board.



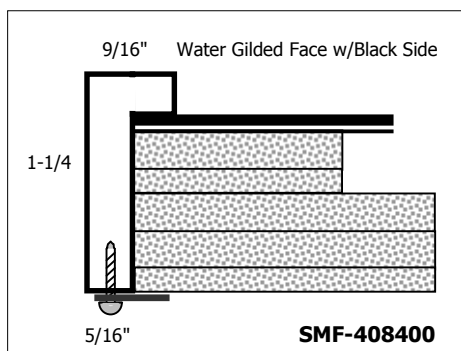
SMF-408200

A beautiful, earthy, 7/8" mottled gray/brown surface veneer, square profile with matte black sides. This is a very versatile fabulous frame that seems to go with everything encaustic from abstractions to landscapes. Kit comes with laminated mat, two foam center window cut spacers, and two solid foam center backing boards.



SMF-408400

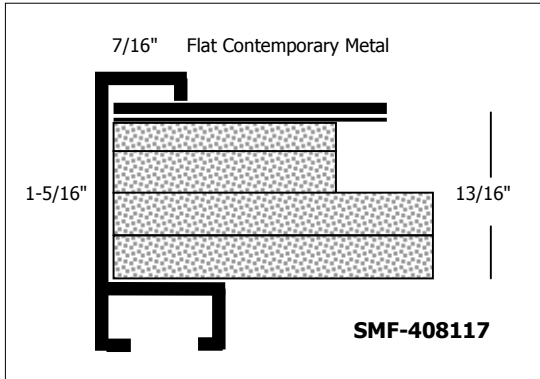
This elegant 1-1/4" deep rabbet, water gilded 9/16" face is contrasted by smooth black sides. It has a high end appearance yet works well with ethnic and gilded images. It is a thin moulding that limits it from being used in frames over 20x20" in size without additional reinforcement. Therefore it would not work well for full sheet papers that have been monoprinted. See the metal frames below for full sheet monoprints. Kit comes with laminated mat, two foam center window cut spacers, and three solid foam center backing boards.



Two new metal frames have been added to the line.

SMF-407117

This contemporary 1-5/16" deep frame has an inner rabbet measurement of 13/16" which easily handles panels up to 3/8" thick. It has a flat top profile is available in about 30 metallics and soft colors in a variety of finishes including brushed, matte and gloss. The matte black, graphite gray, burnt walnut and gold all work well with encaustic. Kit comes with laminated mat, two foam center window cut spacers, and two solid foam center backing boards.



Metallics and Colors

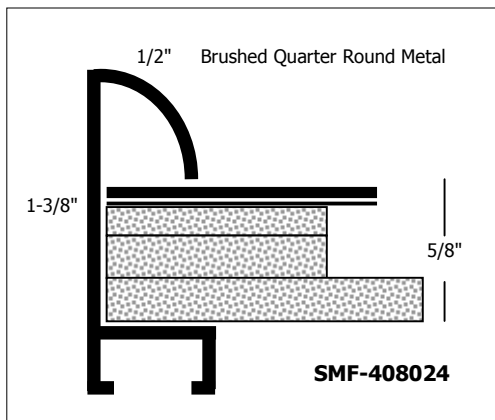
Available in sixty assorted brushed, satin, frosted and luster finishes and in many designer colors. These are the most popular.

Matte Black
Dusk Pewter
Graphite

Frosted Walnut
Antique Gold
Contrast Grey

SMF-408024

This edge, contemporary 1-3/8" tall profile has a wonderful brushed quarter round curve down to the art it is framing. It gently leads the viewer's eye into the art without overwhelming it and is available in a dozen soft, muted colors and soft brushed metallics. Kit comes with laminated mat, two foam center window cut spacers, and one solid foam center backing board.



Brushed Satin Metallic and Muted Colors

Black
Antique Gold
Slate
Champagne
Eggplant
German Silver

Chocolate
Light Gold
Sapphire
Caramel
Forest Green

Pricing

Prices are based on September 2008 materials cost and price increases are unavoidable. These listed prices should be verified prior to ordering. There is likely to be a 10% increase before the end of 2009 or shortly into 2010. This price/size chart is based on standard dimensions, but larger frames and custom sizes are available. Call for price quotes.

Frame Size	10x10"	12x12"	14x14"	16x16"	26x32"	30x40"
Sink Mount Kits						
Spacers are precut to fit Art Panel or Monoprint Sizes	6x6"	8x8"	10x10"	12x12"	22x28"	26x36"
SMF-408100 Black with Gold Lip	80.00	100.00	110.00	125.00	235.00	275.00
SMF-408200 Gray Veneer	75.00	90.00	100.00	110.00	N/A	N/A
SMF-408400 Water Gilded Face	100.00	120.00	135.00	150.00	N/A	N/A
SMF-408117 Flat Contemporary Metal	85.00	105.00	120.00	140.00	250.00	285.00
SMF-408024 Brushed Quarter Round Metal	85.00	105.00	120.00	140.00	250.00	285.00
Alternate Substrates/Additional Boards						
Panel Size	6x6"	8x8"	10x10"	12x12"		
8-ply Museum Rag - White	2.00	3.00	5.00	7.50		
Crème or White 4-ply Laminated Window Mat	15.00	16.00	17.00	18.00		
3/16" Foam Spacer	10.00	11.00	12.00	13.00		
1/8" Foam Spacer	10.00	11.00	12.00	13.00		

Ordering and Shipping

Order forms may be downloaded by going to the link on the previous page. The Order Form may be printed from the previous page and faxed, or mailed with a check. Charge card orders may be taken over the phone at **661-821-2188**, emailed to **info@designsinkart.com** or faxed to **661-821-2180**. An 8.25% California sales tax will be charged if there is no resale certificate. If resale applies, a California Resale Certificate must be received with the order and is available from Designs Ink. Shipping will be individually calculated and included with initial order totals. All orders will be shipped UPS ground FOB Tehachapi, CA and will be verified prior to final charge.

Designs Ink

785 Tucker Road . Suite G-183
 Tehachapi CA 93561
 P 661-821-2188 . F 661-821-2180
 info@designsinkart.com
 www.designsinkart.com
 www.float-frames.com

Designs Ink Sink Mount Frames™ are trademarked products and may not be sold without exclusive permission
 Copyright © Chris Paschke 2009